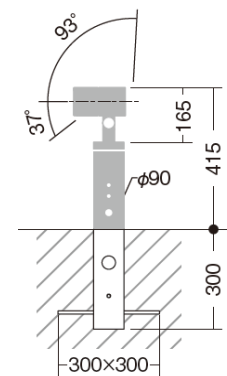


# Specification Sheet



**Luminaire Type** : Spot light (Pole top type)

<b>Model Code</b>	<input type="checkbox"/> <b>LLS-7097LUM</b>	2700K
	<input type="checkbox"/> <b>LLA-7009U</b>	Recessed pole H230
	<input type="checkbox"/> <b>LLA-7010U</b>	Recessed pole H430
	<input type="checkbox"/> <b>LLA-7011U</b>	Recessed pole H730
	<input type="checkbox"/> <b>LLA-7013U</b>	Base plate pole H230
	<input type="checkbox"/> <b>LLA-7014U</b>	Base plate pole H430
	<input type="checkbox"/> <b>LLA-7015U</b>	Base plate pole H730
	<input type="checkbox"/> <b>LLA-7016UE</b>	Spike pole H230



## Technical Data

<b>Dimension</b>	: D.85/L.153/H.415mm
<b>Weight</b>	: 2.0 Kg
<b>Light source</b>	: LED
<b>Wattage</b>	: 16W
<b>Lumen, Color temp.</b>	: 760Lm(2700K)

<b>Beam angle</b>	: 12 °
<b>CRI</b>	: 83
<b>Protection Class(IP)</b>	: IP65

## Component & Information

Aluminum die-casting body, Aluminium extrusion pole, marine-grade painting with stainless color  
 Tempered glass cover clear, Optical control lens  
 \*Internal LED driver for 100~242V, Non-dimmable  
 \*Two optional accessories can be used together.

## Feature

Ruggedness to withstand harsh environments, and complete straight cylinder shape to harmonize with the appearance

Double waterproof structure / IP65

\*Secondary waterproof for LED and internal driver  
 \*Primary waterproof for main body

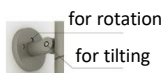
Two optional lens and filters can be installed

Flat surface with no water puddle even with upward lighting

Tilting angle scale

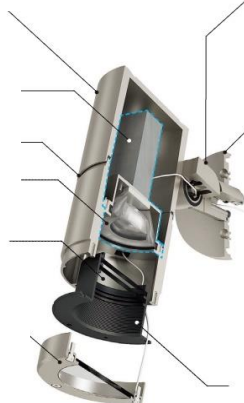


Lock function


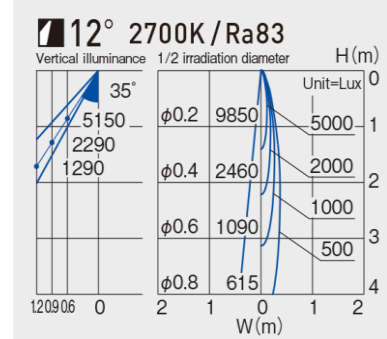


for rotation

for tilting



Glareless black baffle mechanism realizing 40° cut-off angle



Luminaire position 900mm from wall, Tilting 35°

## Accessories



Wide diffusion lens  
**LZA-92557**



Spread lens  
**LZA-90571**



Coldtone filter  
**LZA-90574**



Honeycomb louver  
**LZA-92953**



Flood lens  
**LZA-90572**



Warmtone filter  
**LZA-90573**



Hood  
**LLA-7118U**